



RENAULT
Passion for life

Renault CLIO



8th March 2021



A perfect smart cockpit

On the interior, every detail counts. CLIO has undergone a revolution, offering quality materials and finishes. With its new high-tech, driver-orientated cockpit and sporty seats, enjoy a driving experience which will awaken your senses. Settle into the future at the wheel of CLIO and stay ahead with a large multimedia 9.3" touchscreen*.

* Standard on S Edition and R.S. Line.



Image includes optional TECHNO pack on R.S.Line





Driving pleasure and comfort on board

Thanks to its dynamic chassis, and its direct and precise steering, no more boring roads!
The driver will not be the only one smiling on board: the suspension and soundproofing have been improved for everyone's comfort.
Finally, the Bose® audio system with its 9 speakers offers a rich and immersive musical experience.

* Available on S Edition / R.S.Line





Renault CLIO R.S. Line: stand out through sportiness!

CLIO R.S. Line stands out with its sportiness, which it gets from its Renault Sport DNA. The exterior design sets the tone: sporty front bumper with F1 blade emblematic of R.S. Models, bee hive lower grille, Glossy Black insert on grille, 17 inch R.S. Line diamond-cut wheels, rear underskirt with spoiler and oval chrome exhaust finisher. This unique personality is summed up by the R.S. Line badge on the front wings and boot door.

The cockpit confirms this sporty character with a carbon look enhanced by red contrast stitching: sport seats with strengthened side supports, perforated leather sport steering wheel with double diamond, aluminium pedal unit, dashboard and seat belts with a striking red line. The black ceiling and the driver-focused high-tech cockpit complete this resolutely sporty and technological atmosphere. Passion stimulated by every detail.







Stay connected... in total freedom!

At the heart of the cockpit, the EASY LINK system* offers the largest screen in its category, and is totally customisable. Perfectly integrated with the Renault EASY CONNECT universe, it all starts before you have even stepped inside. Thanks to the MY Renault smartphone application, sends destination to your car.

Once on board, the EASY LINK system, compatible with Android Auto™† or Apple™ CarPlay™†, gives you access to all your multimedia content in the blink of an eye.

The onboard navigation delivers a huge amount of information in real time: traffic density, to incidents or service stations on your journey.

As simple and effective as Google Maps: the Google address search! All you need is two or three key words to search your destination, you do not have to know the exact address.

Thanks to the Auto-Update function, you can be sure that your system and TomTom mapping are automatically updated.

Finally, with the wireless smartphone charger†, you can easily stay connected to your online world.

Android Auto™ is a trademark of Google Inc. Apple CarPlay is a trademark of Apple Inc.

* Standard on Iconic / S Edition / R.S.Line

† For compatible devices, please refer to <https://www.renault.co.uk/services/multimedia/bluetooth-compatibility.html>
Connecting a mobile phone to use Bluetooth® should only be done when the car is parked safely. Use of the system should always be in accordance with the rules of The Highway Code. Drivers should only use the system when it is safe to do so. Drivers should be aware of the potential for hands-free technology to distract attention from the road, which could impact on having full control of the vehicle.





E-TECH Launch Edition Hybrid

All-New CLIO E-TECH Hybrid

With its new hybrid engine, All-New CLIO E-TECH Hybrid offers you unprecedented driving pleasure. It combines acceleration, responsiveness and fuel economy of the E-TECH Hybrid technology keeping the versatility and comfort of the All-New CLIO. In town you can experience all-electric driving, synonymous with silence and fuel savings. On the road, thanks to its power of 140 hp, All-New CLIO E-TECH hybrid brings confident acceleration and the pleasure of its instant responsiveness. E-TECH Hybrid is available on all trim levels.

E-TECH





E-TECH Launch Edition Hybrid

The All-New CLIO E-TECH and more

On board, find all the advantages of All-New CLIO, the benchmark in its category: large connected screens, maximum safety and ultra-modern driving aids.

With the benefits of E-TECH Hybrid technology: comfort of the E-TECH automatic transmission, EV button for 100% electric driving, customisation of the MULTI - SENSE driving modes.

E-TECH



E-TECH Launch Edition Hybrid

Renault EASY DRIVE



The innovative technologies on board CLIO are with you every second for a simplified drive.


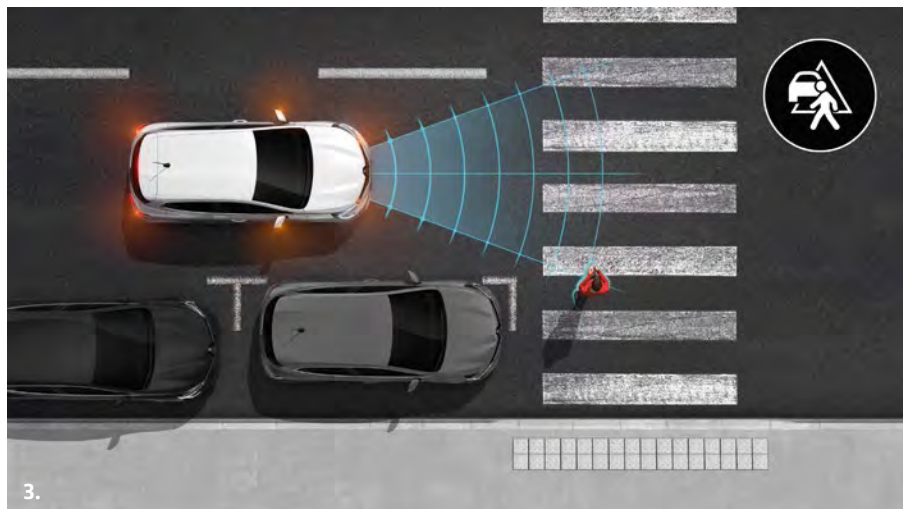
1. Cruise Control / Speed Limiter

Set your speed or your maximum speed. Steering wheel controls allow you to set parameters in a few instants.

2. Renault LED Pure Vision

CLIO is equipped with powerful Full LED Pure Vision headlights across the range. As well as automatic main beam headlight activation** for better visibility.





On-board intelligence

CLIO has the most modern technologies, providing you with optimal safety.

3. Active Emergency Brake†

You can trust CLIO. It constantly keeps an eye on traffic and associated risks. Sudden braking, a pedestrian crossing... the application alerts you and can even automatically activate emergency braking under certain conditions.

4. Traffic Sign Recognition†

CLIO informs you via the dashboard of speed limits using a camera which recognises road signs.

† It is your responsibility to stay alert, drive safely and be in control of the vehicle at all times. Driver assist features have speed and other limitations and should not be relied on. For more information, please refer to the owner's manual or contact your local dealer.



E-TECH Launch Edition Hybrid

Colours





Iron Blue



Celadon Blue



Quartz White

Glacier White
(369)

Mercury
(D69)

Titanium Grey
(KPN)

Diamond Black
(GNE)

Valencia Orange
(EQB)

Flame Red
(NNP)

Iron Blue
(RQH)

Celadon Blue
(RQT)

Quartz White
(QNY)

Standard features*

R.S. LINE (additional equipment to S Edition)



Image includes MULTI-SENSE, only available on stock vehicles



17" R.S. Line Diamond Cut Alloy
with Black inserts



R.S. Line black and red striped
fabric upholstery



Exterior

- 17" R.S. Line Diamond Cut alloy with Grey inserts
- Specific front bumper with F1 blade painted Gun Metal Grey and bee hive lower grille
- Front LED fog lamps
- Chrome badges on front wings and boot lid, with R.S. Line signature
- Gun Metal Grey lower door protectors
- Gun Metal Grey rear spoiler
- Oval chrome exhaust finisher**

Interior

- Leather steering wheel, with perforated leather, R.S. signature, grey and red contrast stitching
- Leather gear lever and hand brake with grey and red contrast stitching
- Sporty aluminium pedal set
- Black seat belts with red border
- Dark Interior Roof Lining
- Horizontal dashboard display, lined with soft material with Carbon motif
- Front and rear door inserts in soft Carbon materials
- Black front and rear door armrests with grey and red contrast stitching
- R.S. Line Red on the air vent
- R.S. Line upholstery, black / red striped fabric, red contrast stitching

Interior customisations



Image shown is the E-TECH Launch Edition Hybrid

Wheel Trims



17" R.S.Line Diamond Cut Alloy with Black inserts

Upholstery customisations



R.S. Line –
Black and red striped fabric

Accessories

Experience your CLIO to the max with our range of accessories.

1. Underbody Welcome Light*. Don't get lost again in a poorly lit car park. CLIO lights up automatically when you either approach it or simply press a button on your key.

2. Shark Antenna*. Add a sporty touch with the Shark Antenna, perfectly integrated in to the shape of your CLIO. Compatible with digital audio broadcasts (DAB).

3. Easy Flex All-in-one Boot Liner. Essential for protecting the boot of your CLIO and transporting larger objects. Folds and unfolds easily, adapting to the rear seat position. When fully extended, it covers the whole load space. Multi-purpose and practical for both everyday use and also leisure activities.

4. Kenwood Dashcam. For your safety, the on-board camera automatically starts recording as soon as the vehicle ignition is switched on.


5. Illuminated Door Sills.** An elegant and modern touch every time you open the doors of your CLIO. Finished with the CLIO logo, these stainless steel and aluminium finished door sills also protect your vehicle's doors from damage.

*These accessories require registration of the vehicle before fitment.

**Also available in a non-illuminated version.

Accessories are fitted post-production, and may have an impact on real world fuel (actual) consumption and CO₂ figures.

For more information and additional accessories, consult the CLIO accessories brochure. For prices, please refer to Renault Car Price Guide





Equipment and options#

	Play	Iconic	S Edition	(BDA SPECS) R.S. Line	E-TECH Launch Edition Hybrid
EXTERIOR STYLING					
16" Amicitia flex wheels	*	-	-	-	-
16" Philia Diamond Cut Alloy	-	*	-	-	-
17" Viva Stella Diamond Cut Alloy with Grey/Black inserts	-	-	- / -	-	*
17" R.S. Diamond Cut Alloy	-	-	-	*	-
Door mirrors - electrically adjustable and folding, heated	*	*	*	*	*
Body coloured door handles	*	*	*	*	*
Body coloured door mirrors	*	*	*	*	-
Black coloured door mirrors	-	-	-	-	*
Exterior rear hidden door handles	*	*	*	*	*
Chrome side window surround	-	-	-	*	*
Tinted rear windows	*	-	-	-	-
Extra-tinted rear windows and tailgate	-	*	*	*	*
Chrome look insert on lower side doors with Clío embossing	*	*	*	-	*
Gun Metal look insert on lower side doors with Clío embossing	-	-	-	*	-
Bumpers - body coloured	*	*	*	*	*
Rear spoiler - body coloured	*	*	*	*	*
Shark Fin Antenna	-	-	-	-	*
R.S. Line Exterior : R.S. Line badging, sports front bumper, sports lower grill, side R.S. marker chrome, sports rear bumper sport with chrome oval exhaust pipe	-	-	-	*	-
E-TECH Battery(standard with E-TECH Hybrid versions)	-	-	-	-	*
INTERIOR STYLING					
Synthetic leather steering wheel	*	*	*	-	-
Leather steering wheel	-	-	-	*	*
Black cloth upholstery with headrest and sides	*	*	-	-	-
Black 3D fabric and velvet upholstery	-	-	*	-	-
Vision grey interior detail - light grey on doors, lower part of dash and around gear stick	-	-	*	-	*
R.S. Line black / red striped fabric upholstery	-	-	-	*	-
Grey fabric upholstery with blue stitching	-	-	-	-	*
R.S. Line Interior trim including airvent stripe and gearshifter with red stitching, R.S. branded top grain leather steering wheel, front décor strip in red, Dark roof lining & Aluminium pedal set	-	-	-	*	-
DRIVING AND CONTROLS					
ABS with EBA (Emergency Brake Assist)	*	*	*	*	*
LDW (Lane departure warning)	*	*	*	*	*
LKA (Lane keep assist)	*	*	*	*	*
Emergency call system	*	*	*	*	*
TSR (Traffic Sign Recognition)	*	*	*	*	*
Cruise control and speed limiter	*	*	*	*	*
Full LED front and rear headlamps intergrating daytime running lights at the front and at the rear	*	*	*	*	*
Full C-shape LED front and rear signature lighting	-	-	-	*	*
LED Front fog lights	-	*	-	*	*
Rear fog light	*	*	*	*	*
ECO mode driving function	*	*	*	*	*
ESC (Electronic Stability Control)	*	*	*	*	*
ETC (Electronic Traction Control)	*	*	*	*	*
Over speed prevention	*	*	*	*	*
Distance warning alert	*	*	*	*	*
Gear change indicator	*	*	*	*	*
BSW (Bind Spot Warning)	-	-	-	★	-
HSA (Hill Start Assist)	*	*	*	*	*
Hands free keycard with push button, Start / Stop function	-	*	*	*	*
Trip Computer	*	*	*	*	*
Variable assistance electric power steering	*	*	*	*	*
Automatic headlights and automatic front wipers	-	★	*	*	*
Rear windscreen wiper	*	*	*	*	*
Variable speed on front windscreen wipers	*	*	*	*	*
COMFORT AND CONVENIENCE					

	Play	Iconic	S Edition	(BDA SPECS) R.S. Line	E-TECH Launch Edition Hybrid
Manual air conditioning	•	•	-	-	-
Automatic climate control	-	★	•	•	•
Driver's seat height adjustment	•	•	•	•	•
Passanger's seat height adjustment	-	-	-	★	•
Center console with armrest	-	-	-	★	•
Electronic parking brake	-	-	-	★	•
Front electric windows	•	•	•	•	•
Rear electric windows	-	★	•	•	•
3 rear headrests	•	•	•	•	•
Height and reach adjustable steering wheel	•	•	•	•	•
Rear seats - 60:40 split and fixed base	•	•	•	•	•
6.2L front glovebox	•	•	•	•	•
COMMUNICATION AND ON-BOARD TECHNOLOGY					
12V socket	•	•	•	•	•
FM/AM/DAB tuner, 2x20W speakers, Bluetooth† audio streaming and hands free calls, USB and AUX sockets, smartphone cradle R&Go application - free download for compatible smartphones*	•	-	-	-	-
Easy Link Navigation: 7" touchscreen + 4x20W amplifier +FM DAB double tuner, sound auditorium, 2xUSB, 1xJack/ Bluetooth, smartphone integration plus: Apple CarPlay/ Android Auto™	-	•	-	-	-
Easy Link Navigation: 9.3" touchscreen + 4x20W amplifier +FM DAB double tuner, sound auditorium, 2xUSB, 1xJack/ Bluetooth, smartphone integration plus: Apple CarPlay/ Android Auto™^	-	-	•	•	•
Rear parking sensors	-	•	•	•	•
MULTI-SENSE including ambient lighting and selectable drive modes	-	-	-	-	•
Auto dimming rear view mirror	-	-	-	★	•
Parking Pack: front parking sensors, rear parking camera	-	-	•	•	•
7" TFT Colour Instrument Display - Standard on E-TECH Hybrid Play and Iconic	-/•	-/•	•	•	•
SAFETY AND SECURITY					
Spare wheel†	▣	▣	▣	▣	▣
Airbag deactivation - front and side, drivers and passengers	•	•	•	•	•
Deadlocking and locking fuel cap	•	•	•	•	•
Driver and passenger front, side, head and curtain airbags	•	•	•	•	•
Driver height adjustable seat belt	•	•	•	•	•
Front and rear seatbelt warning sound	•	•	•	•	•
ISOFIX child seat fixing points on rear outermost seats	•	•	•	•	•
RAID (Renault Anti Intruder Device) automatic door locking	•	•	•	•	•
Rear door and window child locking function (front driver door control panel)	•	•	•	•	•
Remote central locking with Thatcham approved immobiliser	•	•	•	•	•
Tyre inflation kit	•	•	•	•	•
Tyre Pressure Warning Light	•	•	•	•	•
Front driver window with one touch facility and anti-pinch function	•	•	•	•	•

• = Standard; ▣ = Optional; ★ = Available as part of a pack; - = Not available. *Coming mid 2020. ** Easy Drive only available with leather seats (Luxury pack). ***Genuine leather on front facing surface. †Come in full size on all petrol cars and space saver size on all diesel cars. ††Techno Pack and Traffic and Motorway Assistance pack are not compatible. ¥ Optional Exterior Colour Packs is only available with compatible colours. †The 17" Viva Stella Diamond cut Alloy with Black insets are free of charge on S EDITION only. ^Easy Link 9.3" requires Parking Pack and Convenience Pack on Iconic #Vehicle specification, price, technical features and consumption figures may vary for any new factory orders due to new models being launched. Please speak to your local dealer for more information prior to placing an order.

Dimension diagrams



DIMENSIONED DRAWING (mm)

A	Wheelbase	2,583
B	Overall length	4,050
C	Front overhang	830
D	Rear overhang	637
E	Front track	1,556
F	Rear track	1,542
G	Overall width with/without door mirrors	1,798 / 1,988
H	Unladen height/with longitudinal roof bars	1,607/1,613
H1	Height with tailgate open (unladen)	1,979
J	Unladen boot sill height	761
K	Ground clearance	200
L	Knee room in 2 nd row	220
M	Front elbow width	1,480
M1	Rear elbow width	1,455
P	Headroom at 14° in 1 st row (front seats)	905
P1	Headroom at 14° in 2 nd row (rear seats)	910
Y	Interior width between wheel arches	1,099
Z	Max. loading length bench seat folded up/down	864/1,620
R/R1	Angles of front/rear bumpers in degrees	18/28

BOOT VOLUME (Litres)

Boot volume (petrol/diesel/hybrid)	391/366/301
Boot volume with rear bench seat folded (petrol/diesel)	1,069/1,054

* Door mirrors folded down

Technical Specification†

	(BDA SPECS)						
ENGINE	SCe 75	TCe 90	TCe 100	TCe 100 Auto CVT	TCe 130 Auto EDC	Blue dCi 85	E-TECH Hybrid 140 Auto
Emission standard	EU6D-Temp	EU6D-FULL	EU6D-Temp	EU6D-Temp	EU6D-Temp	EU6D-Temp	EU6D-FULL
Protocol	WLTP	WLTP	WLTP	WLTP	WLTP	WLTP	WLTP
Engine Code	RJABE2MT5TA03	H4Dt 470	RJABE2MT5TA06	RJABE2MTXTA0EA5	RJABE2MFBTA04	RJABD2AD6TA12	H4M C6 / MU
Induction Capacity (cc)	999	999	999	999	1330	1461	1598
Bore x Stroke	71x84.1	72.2x81.3	72.2x81.3	72.2x81.3	72.2x81.2	76 x 80.5	78 x 83.6
No of Cylinders/Valves	3/12	3/12	3/12	3/12	4/16	4/8	4/16
Maximum Power - kw ISO (hp DIN) at rpm	53 (72) at 6250 rpm	67 Kw at 5000 rpm	74 (100) at 5000 rpm	74 (100) at 5000 rpm	96(130) at 5000 rpm	63 (85) at 3750 rpm	103(140) at 5600rpm^
Maximum torque - Nm ISO (mkg DIN) at rpm	95 at 3600 rpm	160Nm at 2000 rpm	160 at 2750 rpm	142 at 1750 rpm	240 at 1600 rpm	220 at 1750 rpm	Petrol engine: 144 at 3200 rpm Electric motor: 250
Injection Type	Multipoint sequential	Turbo with Waste Gate Electric	Turbo / Multipoint sequential	Turbo / Multipoint sequential	Turbo / Direct injection	Turbo/ Direct Common Rail	Multipoint indirect
Fuel Type	Unleaded petrol	Unleaded petrol	Unleaded petrol	Unleaded petrol	Unleaded petrol	Diesel	Petrol Hybrid (HEV)
Catalytic Converter	Yes	Yes	Yes	Yes	Yes	Yes	Yes
Stop and Start	Yes	Yes	Yes	Yes	Yes	Yes	Yes
Battery type (HEV only)	N/A						Lithium-ion (68 cells)
Battery voltage (HEV only)							230V
Capacity (kWh) (HEV only)							1.2 kWh
GEARBOX							
Number of Forward Gears	5	6	5	7	7	6	6
Manual / Automatic	Manual	Manual	Manual	Automatic	Automatic	Manual	Automatic
STEERING							
Power Assisted	Electric power steering						
Turning Circle between kerbs/walls m	10,4	10,42	10,4	10,4	10,4	10,4	10,4
Number of steering wheel turns with standard tyres	2,7						
SUSPENSION							
Front	MacPherson type with rectangular shaped lower arm and anti-roll bar - Pseudo Mac Pherson						
Rear	Torsion beam with programmed deflection - coil springs - Semi-rigid axle						
WHEELS / TYRES							
Tyres (16" wheels)	195 / 55 R 16 (87) H	195 / 55 R 16 (87) H	195 / 55 R 16 (87) H	195 / 55 R 16 (87) H	-	195 / 55 R 16 (87) H	TBC
Tyres (17" wheels)		205 / 45 R 17 (88) H	205 / 45 R 17 (88) H	205 / 45 R 17 (88) H	205 / 45 R 17 (88) H	205 / 45 R 17 (88) H	TBC
BRAKING SYSTEM							
Anti-locking Braking Systems (ABS)	Standard						
Electronic Brake Distribution (EBD)	Standard						
Front: Ventilated Discs (mm) / width (mm)	258 / 22	280x24(15")/ 258x22(16"/17")	280 /24 (16/17")	280 /24 (16/17")	280 /24	258 / 22 (16") 280 /24 (17")	280 /24 (17")
Rear: Drum (T) / Discs (DP) Ø (mm) - width (mm)	Brake drum/ 260 - 8						
PERFORMANCE							
Maximum Speed mph (kph)	100 (162)	112 mph (180 kph)	116 (187)	113 (182)	124 (200)	110 (178)	112 (180)
0- 62 mph in seconds (0-100 km/h)	16.4	7.60	11.8	11.5	9.0	14.7	9.9
400 m D.A. (s)	20.4	18.60	18.2	18.1	16.5	19.7	17.5
1000 m D.A. (s)	37.3	33.80	33.7	33.2	30.1	76,0	31.0
FUEL CONSUMPTION AND EMISSIONS*							
Combined (mpg)	52.3	53.3-54.3	54.3	47.88-48.7	49.6	67.2	64.2
Combined (L/100 km)	5.4	5.3-5.2	5.2	5.9-5.8	5.7	4.2	4.4
WLTP CO ₂ (g/km)	121	117-121	119-120	131-133	130-131	109-110	98-99
FUEL TANK CAPACITY							
Fuel Tank Capacity - Gallons (l)	11 (42)	11 (42)	11 (42)	11 (42)	11 (42)	10 (39)	10 (39)
WEIGHT							
Kerb Weight (Excluding Driver) (kg)	1148	TBC	1178	1201	1248	1277	1323
Payload (kg)	531	TBC	513	489	515	513	520
Gross Vehicle Weight (kg)	1573	TBC	1603	1626	1673	1702	1758
Gross Train Weight (kg)	2473	TBC	2503	2526	2573	2602	2658
Maximum Towing Weight Braked - Driver Only (kg)	900	TBC	900	900	900	900	900
Maximum Towing Weight Unbraked - Driver Only (kg)	555	TBC	580	590	615	630	555
SERVICING INTERVALS							
Service intervals	18,000 miles or 1 year whichever comes sooner						

* Subject to final homologation ^Total powertrain output which includes the petrol engine and the two electric motors combined
*WLTP figures shown are for comparability purposes; only compare figures with vehicles tested to the same technical procedures. Actual real world driving results may vary depending on factors such as weather conditions, driving styles, vehicle load or any accessories fitted after registration. WLTP is a new test used for fuel consumption and CQ figures however until April 2020 the CQ figures are based on the outgoing (NEDC) test cycle which will be used to calculate vehicle tax on first registration. Please visit renault.co.uk/configure for WLTP figures for any selected options. † Vehicle specification, price, technical features and consumption figures may vary for any new factory orders due to new models being launched. Please speak to your local dealer for more information prior to placing an order.

Renault Services

3 Years Warranty

Your Renault car is covered by a warranty package for up to 3 years from date of first registration with unlimited mileage during the first 24 months, then limited to a total of 50,000 miles or 3 years, whichever comes first. Your Renault Dealer is able to repair or replace without charge, parts that are found to have a material or assembly defect that is recognised by Renault. The paintwork warranty runs for 3 years and the anti-corrosion warranty for 6 years^o.

Customer Relations

Renault knows the value of communicating with it's customers and we have established effective ways to keep in touch with you.

If you need to contact Renault importer in Bermuda, please call our team at **292-3240** or email **renaultbda@renault-bm.com**



Extend the Renault CLIO experience
at www.renault-bm.com

Although every effort has been made to ensure that the information contained within this brochure is as accurate and up to date as possible, Eurocar Ltd. reserves the right to modify its models without notice, including their characteristics, specifications, equipment and accessories. Brochures inevitably become out of date or inaccurate in some respects, in that such characteristics, specifications equipment, or accessories may be changed after the publication date given below and can differ from the descriptions given or the photos displayed. It is therefore necessary to check with your Renault Dealer before purchasing any product that the characteristics, specifications, equipment or accessories of the vehicle on order are as advertised.